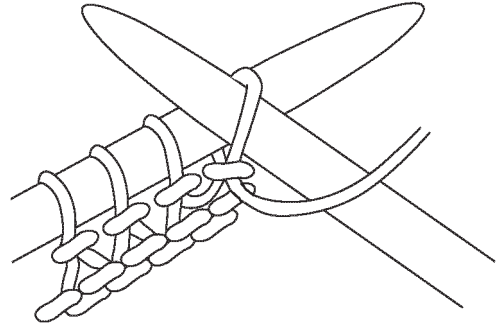
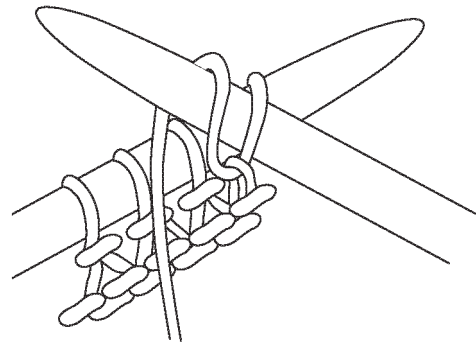


How to purl

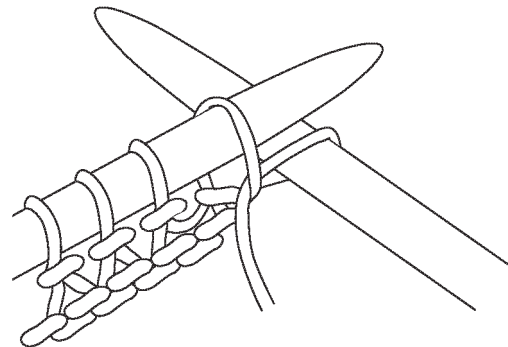
- With yarn at front of work push right hand needle through 1st stitch from back towards front and from right to left.



- Wind ball end of yarn over and round right hand needle and pull yarn through to make a loop.

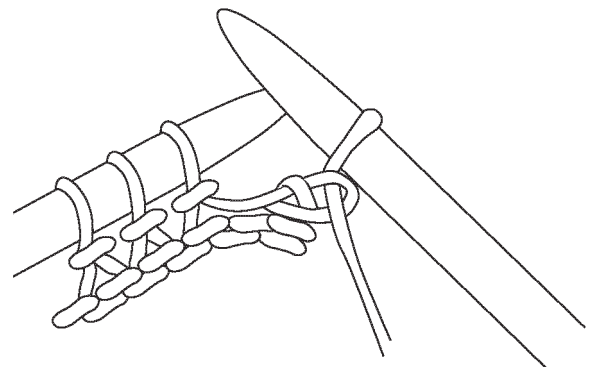


- Keeping loop (which will be the new stitch) on right hand needle, drop old stitch off left hand needle.



- Repeat until there are no more stitches on left hand needle.

Swap needles so that empty needle is in right hand again to start next row.



SIRDAR